

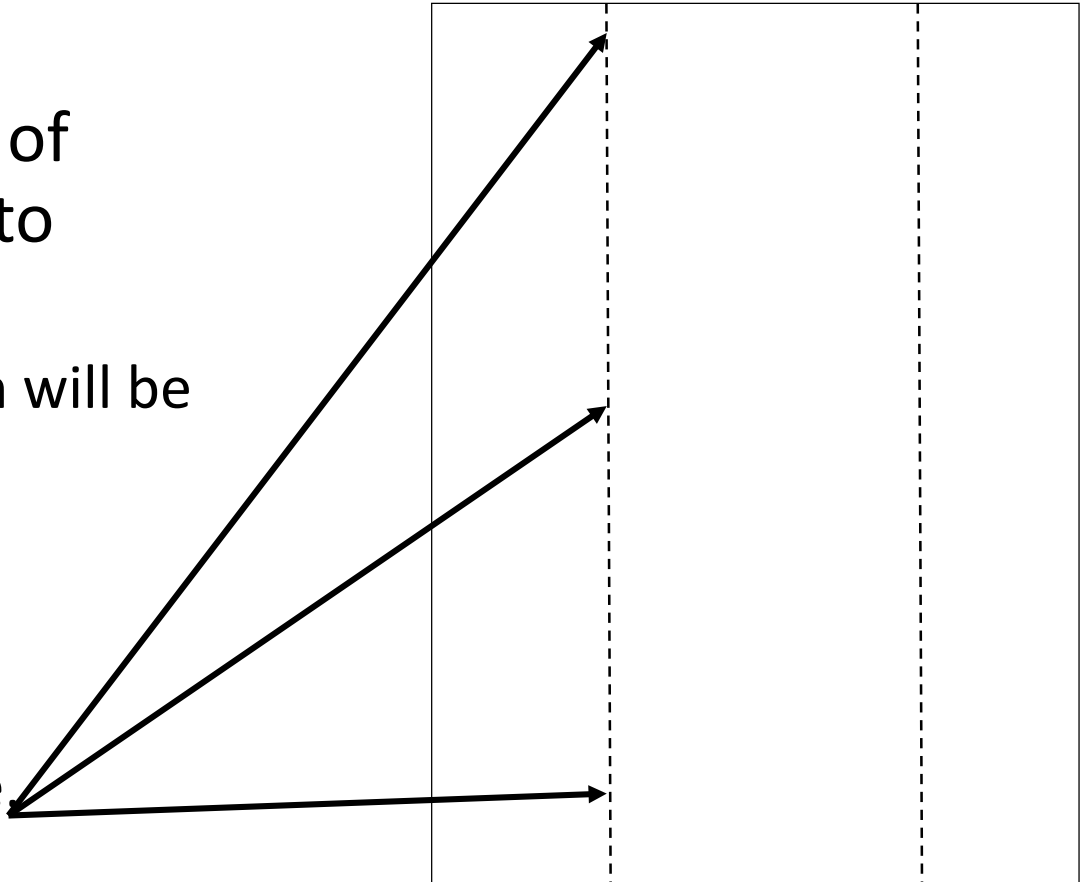
Cornell &

K-I-M

Notes!

What do we need to do first?

- 1st Fold your sheet of notebook paper into three sections.
 - The center section will be the largest.
- Darken this crease.






How to set up your paper

Unit # Chapter # (pages in book)		Name
		Date
		Period

What happens when you get to a bolded vocabulary word?

- You must put the vocabulary words in the K-I-M style!

K _e	I _n formation	M
y Word	Detailed description in your own words	emory
And page #	DO NOT USE GLOSSARY	Clue (draw and image or symbol to help you remember the word.
MUST BE HIGHLIGHTED	Example if applicable	

<p>K Key idea</p>	<p>I Information</p>	<p>M Memory Clue</p>
<p>1. drought</p>	<p>Little or no rain over a period of time</p>	
<p>2. coup</p>	<p>Takeover of government by military</p>	
<p>3. sovereignty</p>	<p>Political independence</p>	<p>"yeah! We're FREE to make our own choices."</p> 

Summarize at the end of a section

At the end of a section in the chapter, you must write a 3-4 sentence summary across the bottom of the page



What will your Chapter Notes look like?

Questions,
People,
Theories,
Ideas,
Subtitles,
Headings

Unit # Chapter # (pages in book)		
Answer questions and tell who people are here!		
Vocab word Highlighted (page #)	Definition in own words and example	Memory Clue (drawing or symbol)
3-4 sentence Summary at the end of a section		

Name
Date
Period